



Single Sign-On technology allowing teachers and students access to everything they need with just one login!

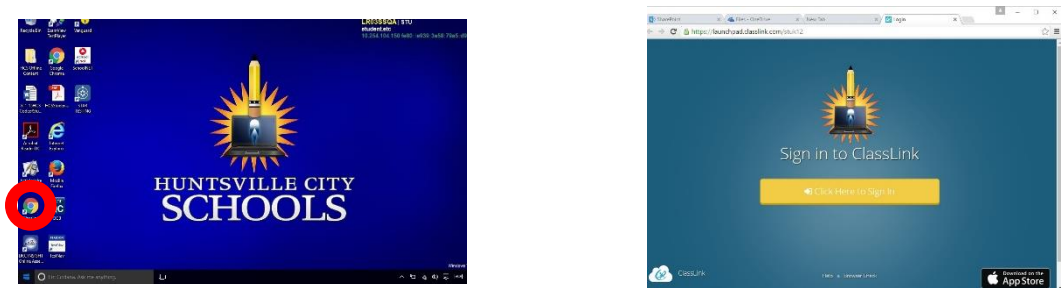
Dear HCS Parents/Guardians,

We are pleased to share that we have adopted ClassLink, a single sign-on platform that will allow teachers and students to use one username and password to access everything they need.

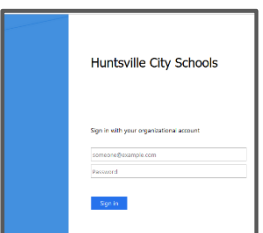
You can learn more about ClassLink at www.classlink.com and see why we feel it's so important to create faster, easier access to digital education resources that your children need to be successful.

Directions on how to launch ClassLink:

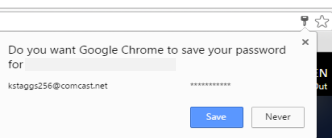
On your students HCS issued Lenovo, click on the ClassLink shortcut on their desktop. If they are not using their HCS issued laptop, Go to this website: <https://studentcl.hsv-k12.org>



The browser will open each time to the student's username and password. The student will log in with first.lastname@stu.hsv-k12.org and the password they use for their computer.



NOTE: If the browser (Firefox or Chrome) asks in a pop-up box to Remember or Save your Password – Students need to know to click NEVER!



From the ClassLink Launchpad dashboard, students will select a resource, click to open, and at that time a **ClassLink Password Locker** window will prompt them for the username and password for the resource they are opening. Ex: IXL or ScootPad username and password may differ from how they log in to their computer. SchoolNet and Office 365 will have the Active Directory (AD) credentials that they use for their laptop.

ClassLink is a safe, secure way for students to connect with applications and files. The software does not collect or share any personal student information, which is important to us. Best of all, it is very easy to use and will be a great resource for teachers and students.

If you have questions, you can contact your school support team or email classlink@hsv-k12.org

Thank You!