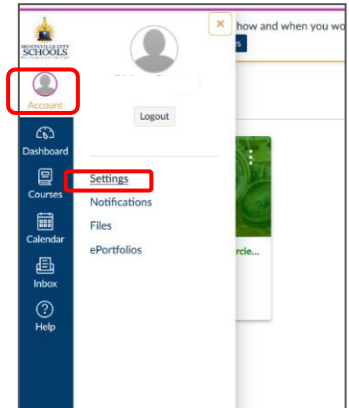



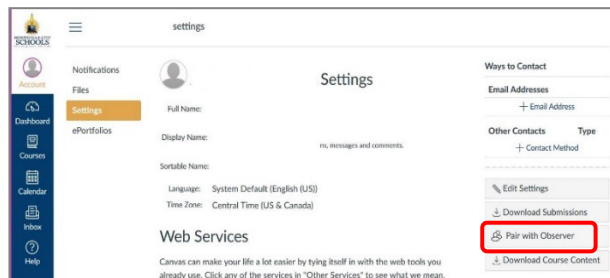
Creating a Canvas Parent App Account

You can create an Observer Account for your child's Canvas Learning Management System (LMS).

Begin by having your student log into their Canvas account. All High School students will have a ClassLink Canvas HCS App. Or go to [Click this link to open Canvas](#)



Student Pairing Code: Student will need to access Canvas and click on **Account > Settings**



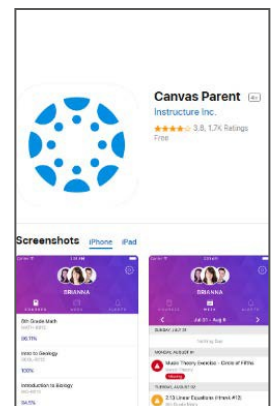
Select **Pair with Observer**

Pairing Code is good for 24 hours.




Now you're ready to set up your Canvas Observer Account:

Download the Canvas Parent App
for iOS or Android

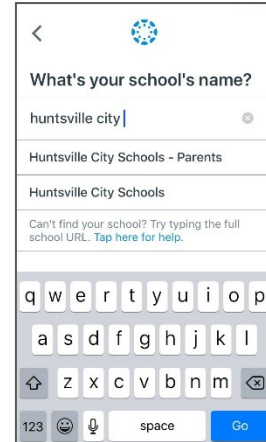


[Click here to open Mobile Guides – Canvas Parent](#)


Select **Find my school**



Search for **Huntsville City Schools – Parents**



Select **Create Account**



Complete the **Parent Signup information:**

Your Name

Your Email

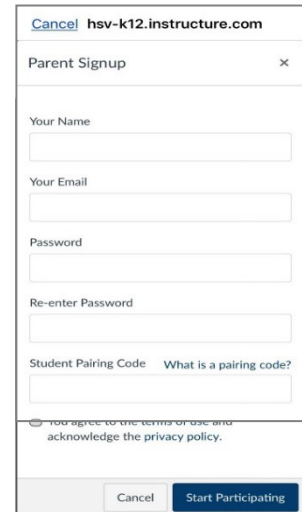
Password (Create a unique 8-character PW)

Re-enter Password

Student Pairing Code

Check the box to **agree to the terms of use and acknowledge the privacy policy.**

Start Participating.



[Click here to open the Canvas Observer Guide – Table of Contents](#)