

Lesson Overview

With your Family Connection account, you can take career assessments, research careers and colleges, set goals for your future, and much more!

Getting Started

To access Family Connection, you must complete the following steps:

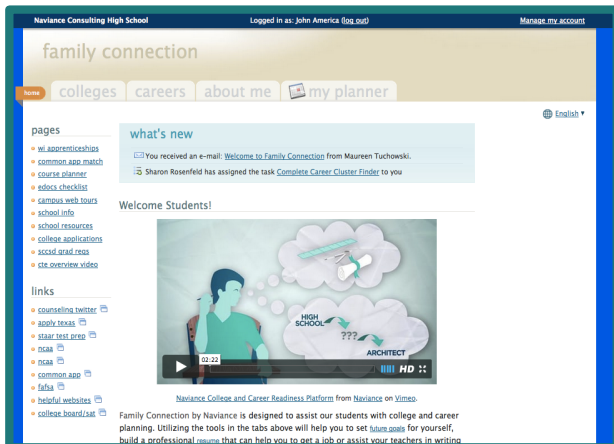
- Visit www.naviance.com
Select “Students and Families”
Enter your zip code
Select your high school
Enter your username and password

- Your username and password:

Username: firstname.lastname

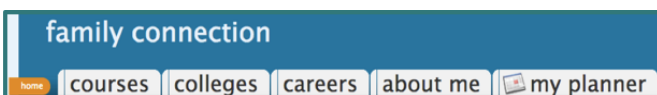
Password: six digit dob

Welcome to Family Connection



You will be greeted with a Welcome Message telling you about your Family Connection account. The “Pages” section highlights information related to your school. The “Links” section provides you access to websites that may be helpful. If your counselor has assigned you any new tasks, those will appear in the “What’s New” section each time you log in.

About the Tabs:



Colleges:

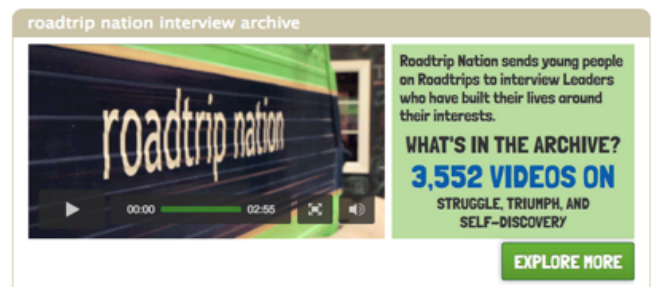
The colleges tab provides you access to resources that will help you plan for your post-secondary future. Features include, college matching tools, scholarship

research tools, college visit postings, enrichment programs and much more.



Careers:

The careers tab allows you access to various career research tools and assessments that can help you determine what may be a best fit career or cluster for you. You can also access the Roadtrip Nation video archive, which houses over 3,552 interview clips with leaders who have built their lives around their interests.



About Me:

In the About Me section, students can set goals, review favorite careers list, review favorite colleges list, build a resume, and much more.

Success Plan

- > goals
- > tasks

my assessments

- > StrengthsExplorer®
- > career interest profiler

My Planner:

In the My Planner section under Tasks Assigned to Me, you can see all tasks that your counselors or teachers have assigned for you to complete. You can also create personal To Do lists and goals.

