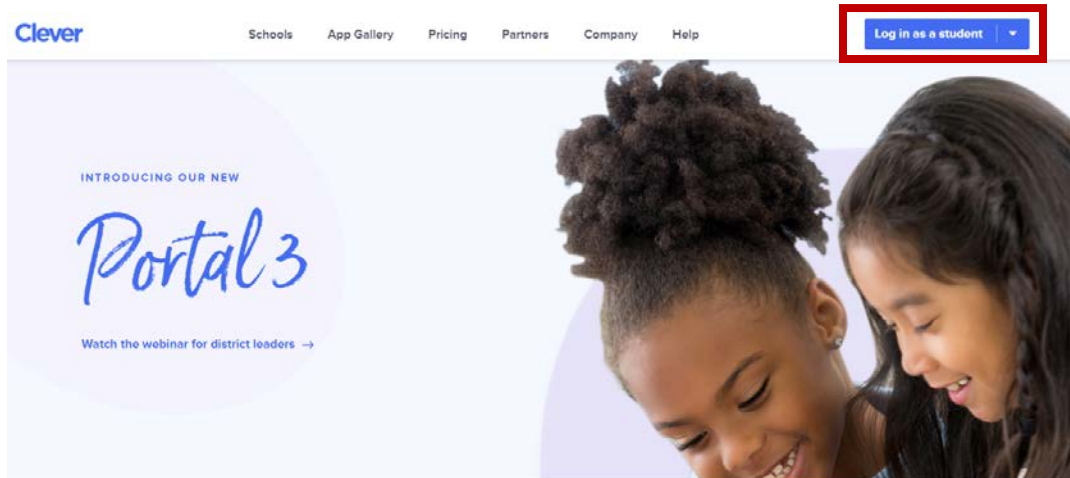
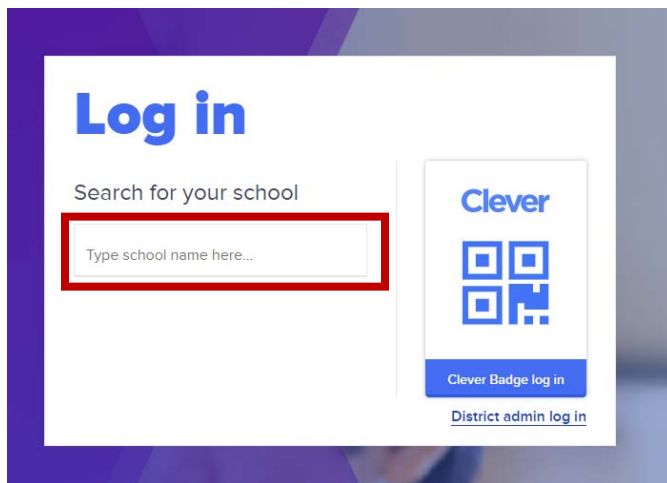


# Student Login to Clever from a Non-HCS Device

- Go to [www.clever.com](http://www.clever.com) [Click here to go to Clever.](#)
- Click login as student from the upper right hand corner of the screen




- Type in the name of your school in the box under Search for your school




- Click on your school name when it pops up.
- Click Log in with Active Directory

**Huntsville City School District**  
[Not your district?](#)

 Log in with Active Directory

Having trouble? [Get help logging in!](#)

**Clever**



Clever Badge log in

[District admin log in](#)

- Type in your username [first.last@stu.hsv-k12.org](mailto:first.last@stu.hsv-k12.org)
- Type in your password
- Then click the icon of the program you wish to access